



# PRE-UNI NEW COLLEGE

Head Office: 5 The Crescent, Strathfield NSW 2135 PH: 9746 7000 FAX: 9746 6999  
Email: [info@newcollege.edu.au](mailto:info@newcollege.edu.au) Website: [nsw.newcollege.com.au](http://nsw.newcollege.com.au) / [www.cyberschool.com.au](http://www.cyberschool.com.au)

## Welcome to Pre-Uni New College Cyberschool!



Cyberschool is a special e-learning website ([www.cyberschool.com.au](http://www.cyberschool.com.au)) hosted by Pre-Uni New College and provides the extensive educational services to help students revise their entire Pre-Uni New College class work. Students can register for their own Cyberschool account to access its services.

Services vary depending on the course registered, and each service has its due date so students should enjoy all provided services until expiry as there is no extension.

Once registered Thinking Skills for Selective Course, students can:

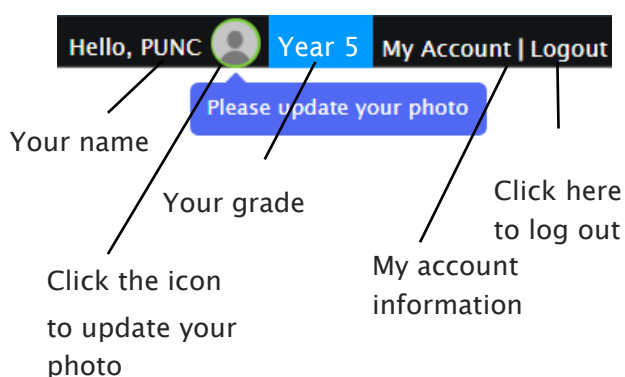
- download **Module Answers** and **Weekly Class Book (Zoom ONLY)** during the term.
- try weekly **Homework Questions** for extra practice during the term.
- try weekly **Class Book Revision** tests for revision during the term.
- try **GA Practice for Scholarship Test** and **Reading 310** for more practice during the term.

## How can I get my Cyberschool account?

1. Go to [www.cyberschool.com.au](http://www.cyberschool.com.au).
2. Click 'Register' on the top right corner of the main page.



3. Enter your student id number, date of birth and email address in the registration fields. Click the 'Submit' button.
4. Once you have submitted, you will be given a verification email, where it will contain the activation link.
5. Check your email inbox to find the verification email from the Cyberschool team. **If you can't find it in your inbox, check the junk folder. It will be there, if so, unmark it as junk.**
6. Click on the activation link. **If the link doesn't work, copy and paste the link into the address bar of your internet browser and press the enter key.**
7. The link will open a window for password creation (Sign Up) page. Enter your desired password twice in the following fields and click Submit.
8. Once registered, you will be logged into the site. The login status bar is located on the top right of the page which looks like Fig 1 below. If you want to log out, click 'Logout'.
9. Next time you want to log in, click 'Login' and enter your student number and password.



## I forgot my password.

1. Click 'Login' at the top right of the page.
- 
2. Click 'Forgot your password?' menu next to the Login button.
  3. Enter your student id number, date of birth, email address and click 'Submit'.
  4. Check your email account for your temporary password.
  5. Log on to the Cyberschool with your temporary password.

## How can I change my password?

1. Log on to the Cyberschool and click 'My Account' on the top right corner of the main page.
- 
2. Click 'Change my password' menu and enter new password twice then click 'Submit'.
  3. A confirmation message will appear.

Scan the code below to check out how to register for the Cyberschool website!



**How to Download Module Answers**

1. Click on the ‘Material’ menu in the top navigation bar.
2. [Fig. 1] Click on the icon under ‘Class Book– Answer’ then the file download will start.
3. Module Answers will expire at the end of next holiday. Please note the date and remember to access them when available.

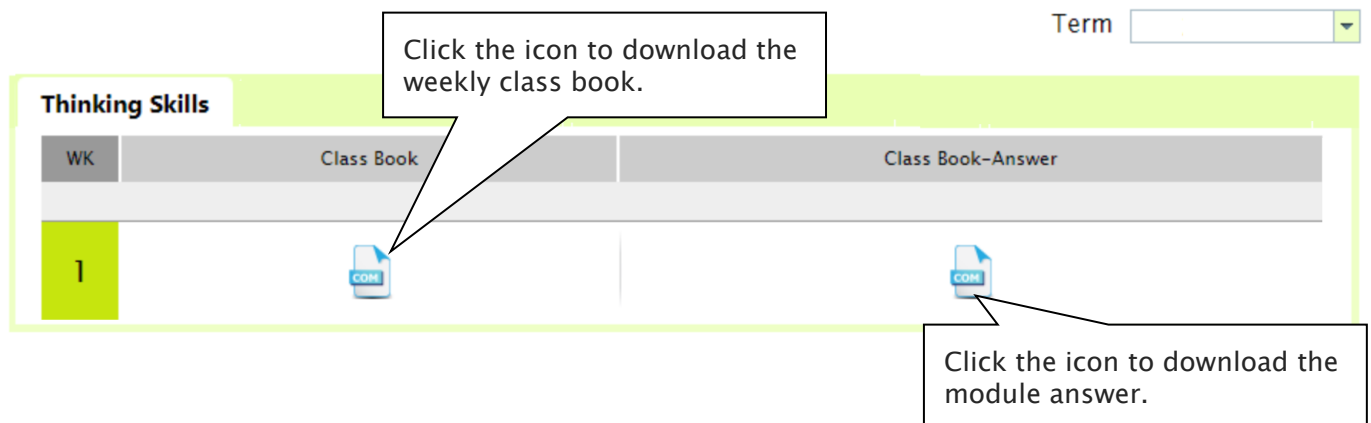
**How to Download Weekly Class Book (E-Book)**

1. Click on the ‘Material’ menu in the top navigation bar.
2. [Fig. 1] Click on the icon under ‘Class Book’ then the file download will start.
3. Each week’s Class Book open on the first day (Saturday) of the week and will expire at the end of the term. Please note the date and remember to access them when available.

[Fig. 1]

**Material & Answer**

\* Materials are available only during the term. Pre-Uni New College does not provide the previous term’s materials.  
Please download and save the material files during the available period.



## What is Weekly Homework Question?

For more practice on Critical Thinking and Problem Solving, Thinking Skills for Selective course students will be able to attempt additional questions as a homework every week.

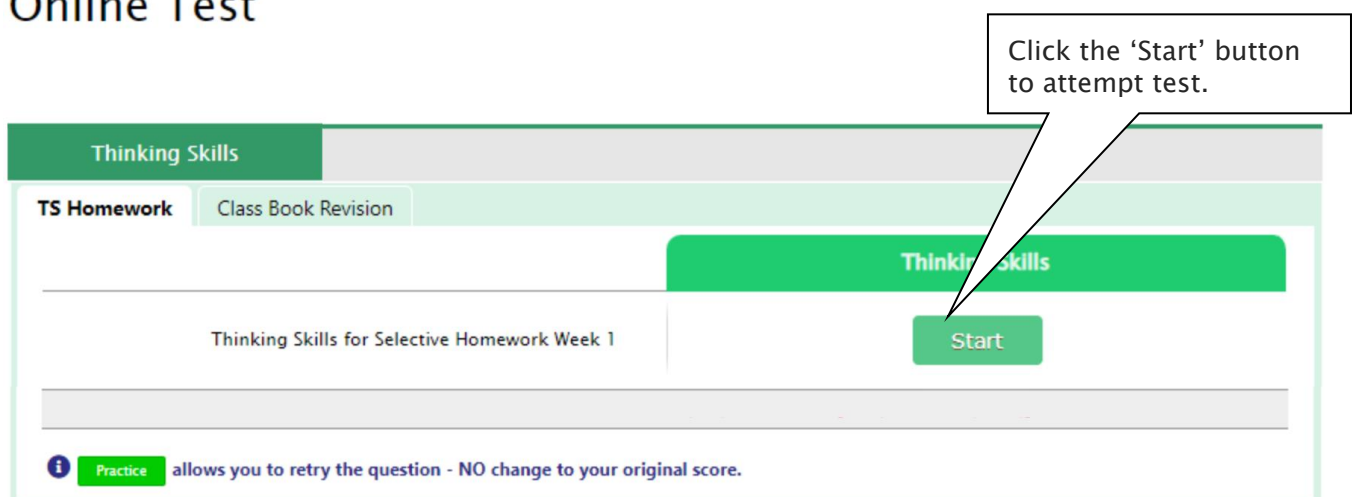
The weekly homework questions will expire at the end of every term. Please note the date and remember to access them when available.

## How to Complete Homework Question

1. Click the 'Online Test' below 'My Test' on the top menu bar.
2. [Fig. 1] Click 'Start' of each module's test.
3. Read the instructions and when you are ready, click 'Start.'
4. The questions will appear on the screen. When you finish all the questions, click the 'Finish' button at the bottom right corner.
5. [Fig. 2] Test results and review service are accessible at 'Online Test' section as well.  
If the test mark is '0', 'Re-Test' button will appear to reset the test.  
Reattempting test is available by clicking 'Practice' button next to the 'Test Review'. This will not affect to the original score.
6. Test results and review service are accessible at 'My result' under My Page section as well.

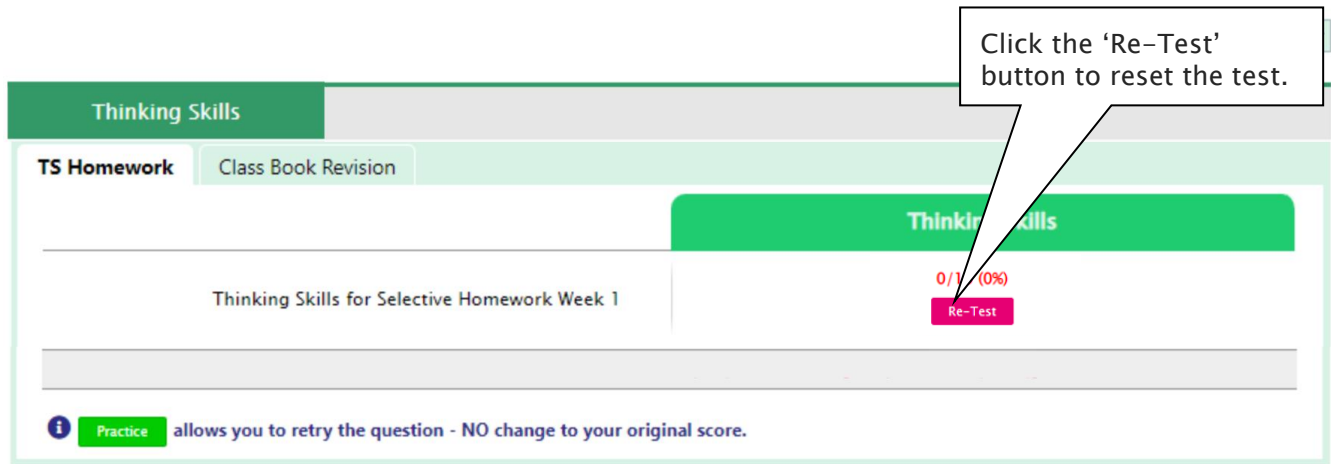
[Fig. 1]

## Online Test

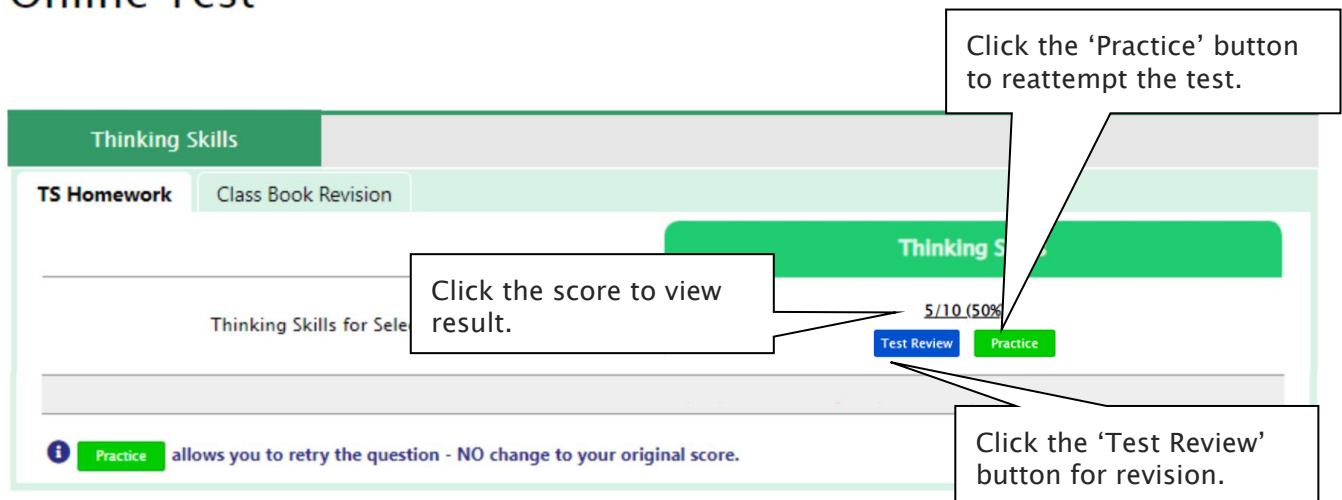


[Fig. 2]

## Online Test



## Online Test



## What is Class Book Revision?

For further enrichment in revisiting and mastering course content, Thinking Skills for Selective course students will have the opportunity to attempt a revision test based on the class book each week after lessons. These class book revision tests are designed to reinforce the week's learnings and assess the students' grasp of the covered material.

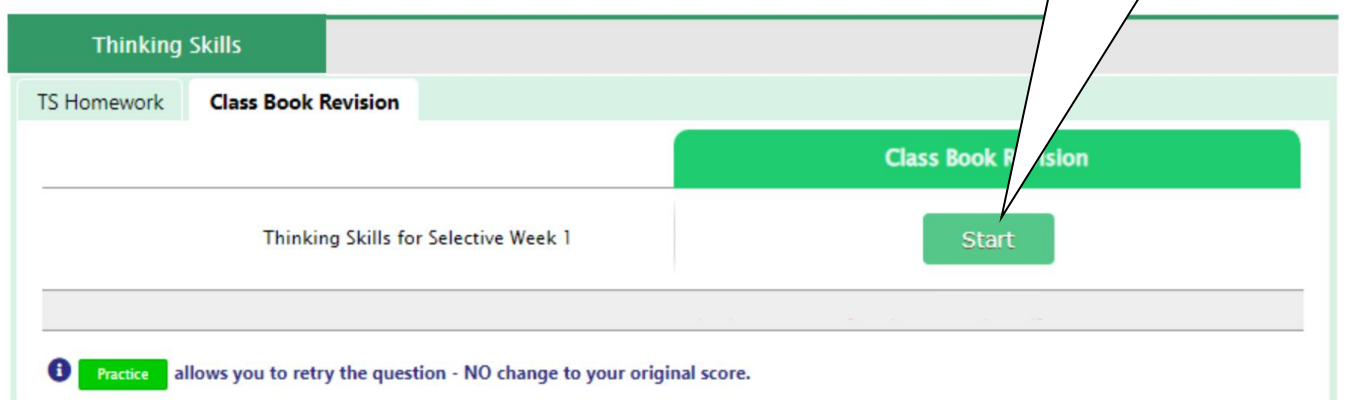
The class book revision tests will expire at the end of every term. Please note the date and remember to access them when available.

## How to Complete Class Book Revision

1. Click the 'Online Test' below 'My Test' on the top menu bar.
2. [Fig. 1] Click 'Start' of each module's test.
3. Read the instructions and when you are ready, click 'Start.'
4. The questions will appear on the screen. When you finish all the questions, click the 'Finish' button at the bottom right corner.
5. [Fig. 2] Test results and review service are accessible at 'Online Test' section as well.  
If the test mark is '0', 'Re-Test' button will appear to reset the test.  
Reattempting test is available by clicking 'Practice' button next to the 'Test Review'. This will not affect to the original score.
6. Test results and review service are accessible at 'My result' under My Page section as well.

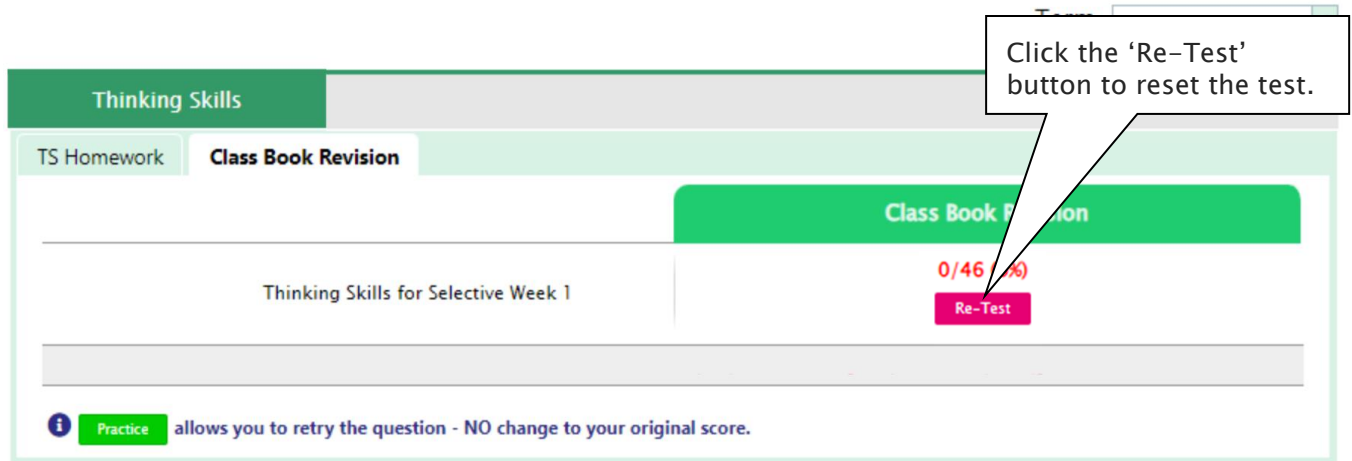
[Fig. 1]

## Online Test

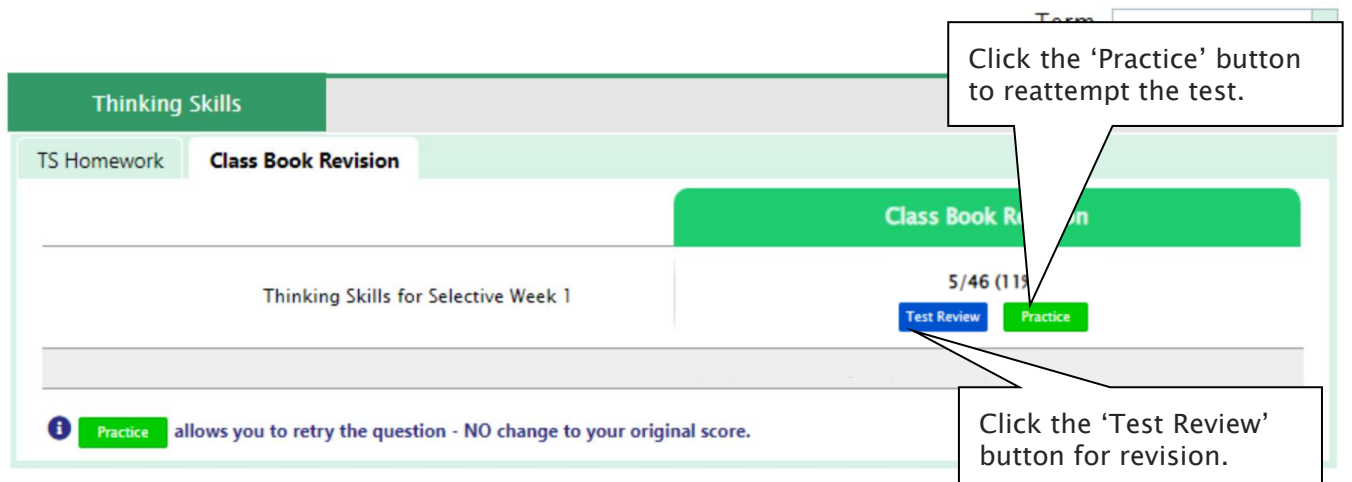


[Fig. 2]

## Online Test



## Online Test



## What is GA Practice for Scholarship Test?

GA Practice for Scholarship Test is an online self-paced test practice that is designed for students who want to build a solid foundation for general ability skills, especially for the preparation of the AAS, ACER or Edutest private school scholarship tests.

The tests cover both verbal and non-verbal reasoning skills and each section is categorised into a comprehensive number of question types. By taking this tests, students will be able to do thorough study of almost all possible question types and complete a variety of practical, challenging and mind-stimulating questions.

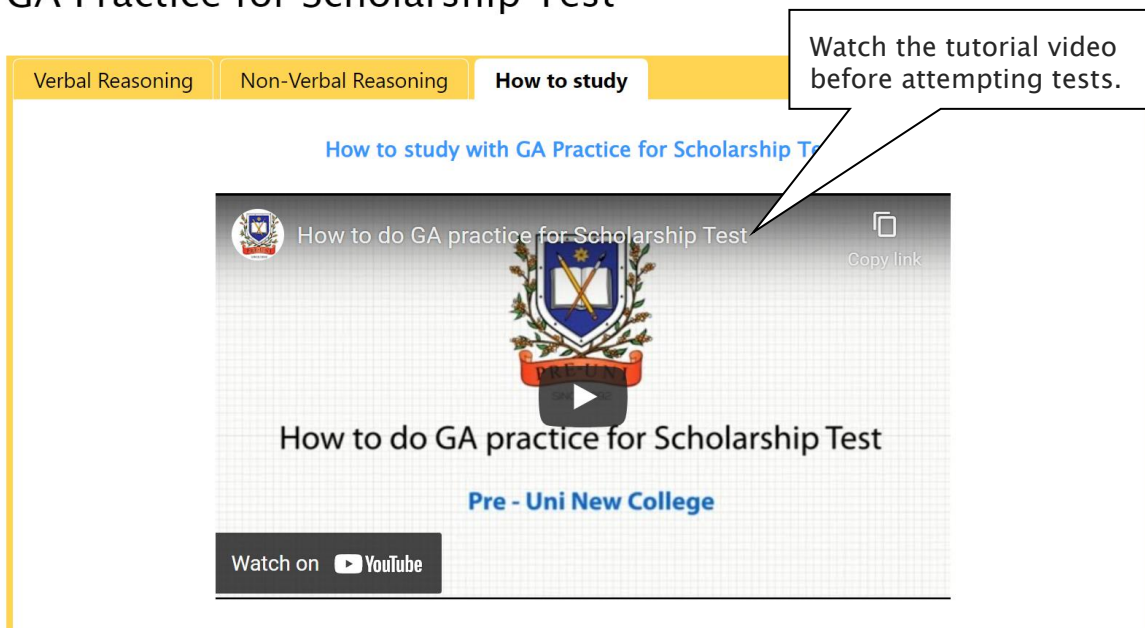
Students currently taking our regular term course in NSW can take this course for free until the next term begins.

## How to Do GA Scholarship Test

1. Click the 'GA for Scholarship' below 'My Test' on the top menu bar.
2. [Fig. 1] Watch the tutorial video that shows step-by-step instructions on how to access and take the test.
3. [Fig. 2] Click 'Start' of each category test.
4. Read the instructions and when you are ready, click 'Start.'
5. The questions will appear on the screen. When you finish all the questions, click the 'Finish' button at the bottom right corner.
6. [Fig. 3] Click the test score to review all questions. Reattempting test is available by clicking 'Re-Test' button.

[Fig. 1]

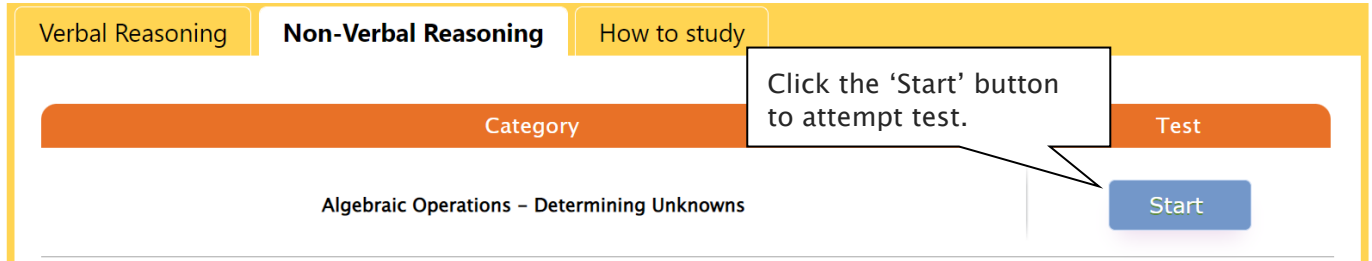
## GA Practice for Scholarship Test





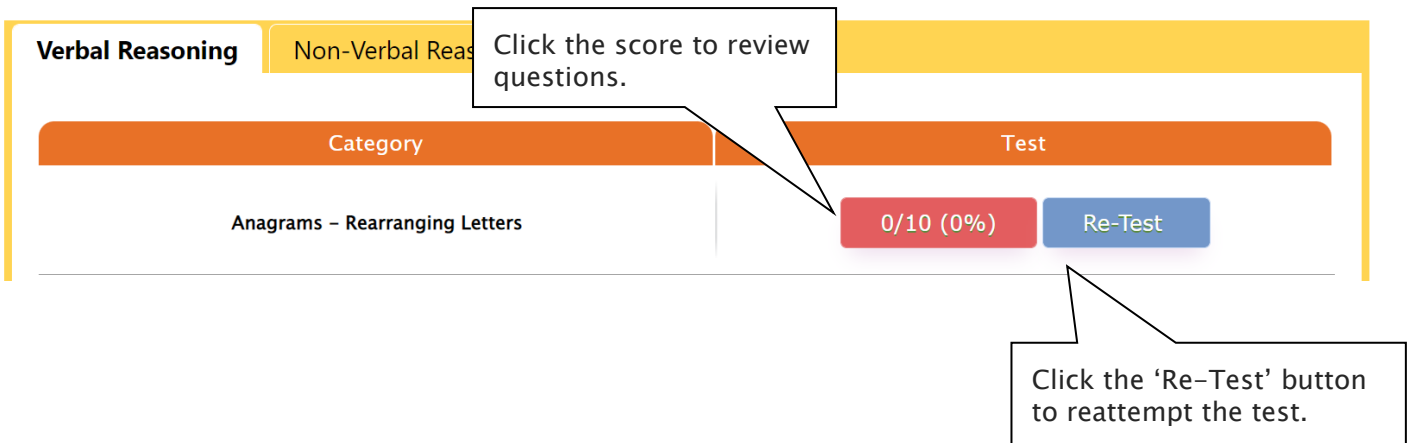
[Fig. 2]

## GA Practice for Scholarship Test



[Fig. 3]

## GA Practice for Scholarship Test



## What is Reading 310 Test?

Reading 310 Test is an online self-paced test practice that is designed for students to help them enhance their reading comprehension skill for the preparation of selection tests like OC, selective school placement and private school scholarship tests.

Each test contains a comprehensive number of reading questions covering inference skills for reading with short passage, true/false, gapped texts etc. Students can log in to Cyberschool and attempt up to 10 tests during the term. By completing tests, students will be able to do thorough study of important question types and complete a variety of challenging reading skill questions.

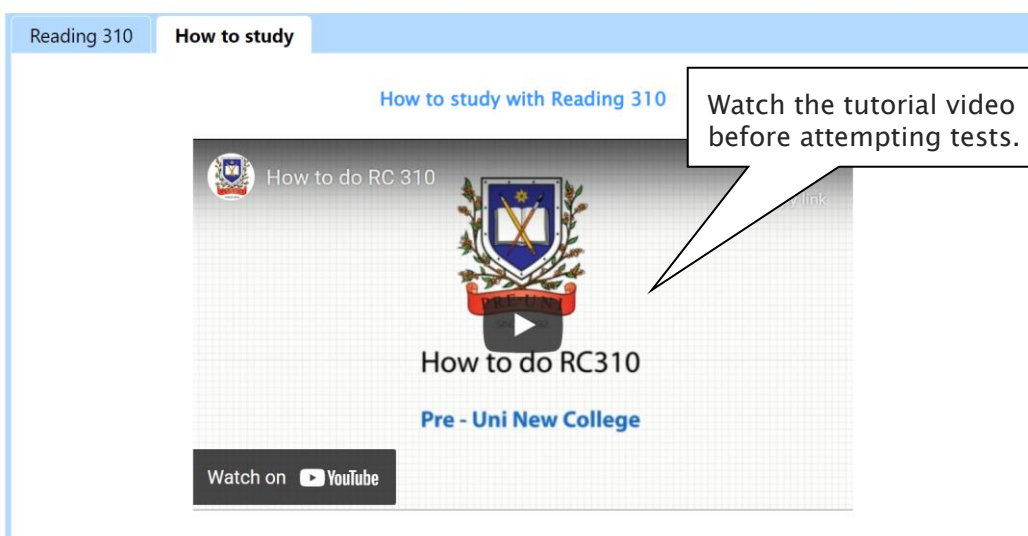
Students currently taking our regular term course in NSW can take this course for free until the next term begins.

## How to Do Reading 310

1. Click the 'Reading 310' below 'My Test' on the top menu bar.
2. [Fig. 1] Watch the tutorial video that shows step-by-step instructions on how to access and take the test.
3. [Fig. 2] Click 'Start' of each test.
4. Read the instructions and when you are ready, click 'Start.'
5. The questions will appear on the screen. When you finish all the questions, click the 'Finish' button at the bottom right corner.
6. [Fig. 3] Click the test score to review all questions. Reattempting test is available by clicking 'Re-Test' button.

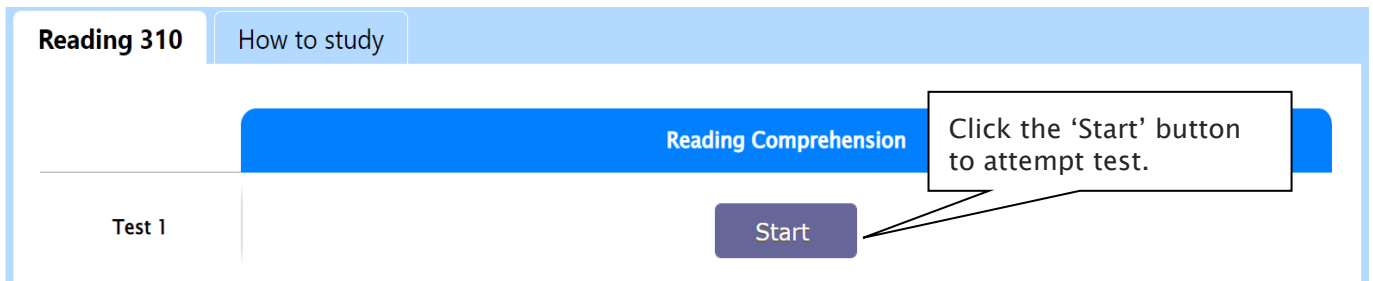
[Fig. 1]

### Reading 310



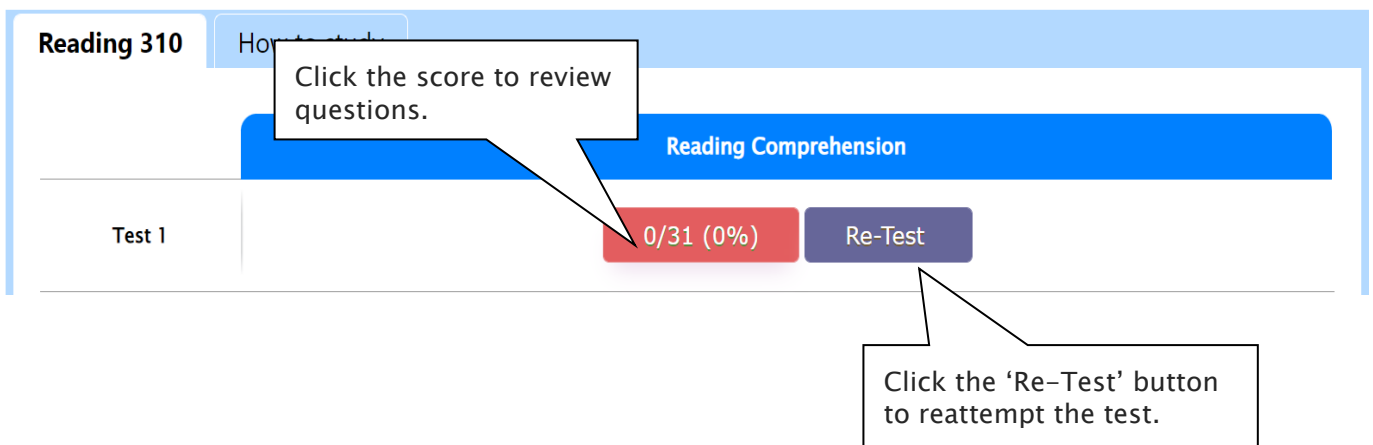
[Fig. 2]

## Reading 310



[Fig. 3]

## Reading 310



Below is the Overall Cyberschool Service Schedule for 2023 Term 4 Thinking Skills for Selective Course.

Week	Module Answer Weekly Class Book Weekly Homework	Module	Class Book Revision
	Service Start		Service Start
Week 1	07/10/2023		
Week 2	14/10/2023	Module 1	14/10/2023
Week 3	21/10/2023	Module 2	21/10/2023
Week 4	28/10/2023	Module 3	28/10/2023
Week 5	04/11/2023	Module 4	04/11/2023
Week 6	11/11/2023	Module 5	11/11/2023
Week 7	18/11/2023	Module 6	18/11/2023
Week 8	25/11/2023	Module 7	25/11/2023
Week 9	02/12/2023	Module 8	02/12/2023
Week 10	09/12/2023	Module 9	09/12/2023
Holiday		Module 10	16/12/2023

Term 4 Cyberschool Service will be available until **8th January 2024**

DISCLAIMER: DETAILS OF THE SERVICE SUBJECT TO CHANGE WITHOUT PRIOR NOTICE.